

10 steps to update your browser

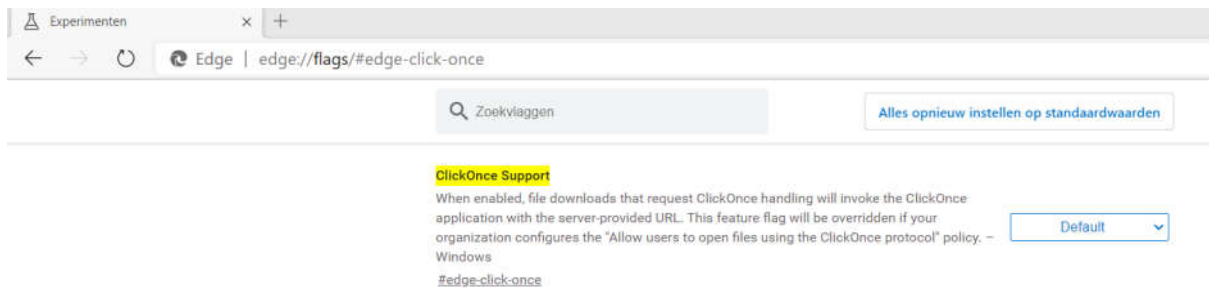
Step 1: Download the new Microsoft Edge with this link:
<https://www.microsoft.com/edge>

Step 2: Open the new Microsoft Edge with this icon:

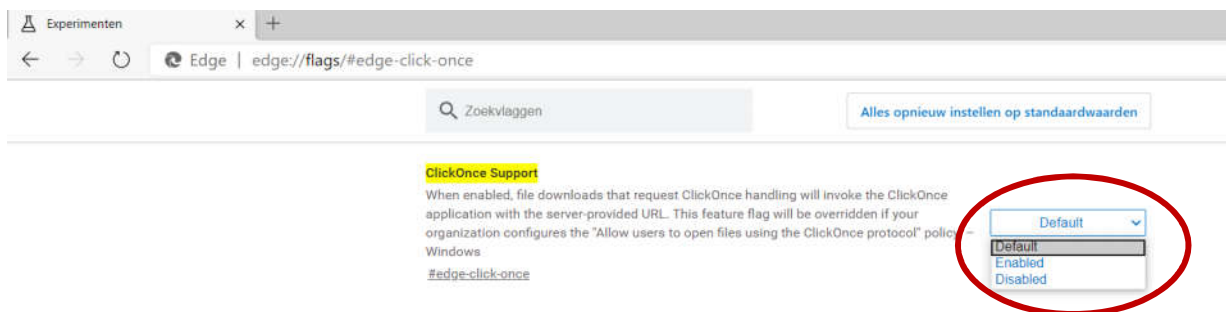


Step 3: Copy this text in the address bar:
`edge://flags/#edge-click-once`

Step 4: the following menu will open:



Step 5: Change "default" to "enabled"



Step 6: After you changed “default” to “enabled” the message “Restart” will appear.
Press this.



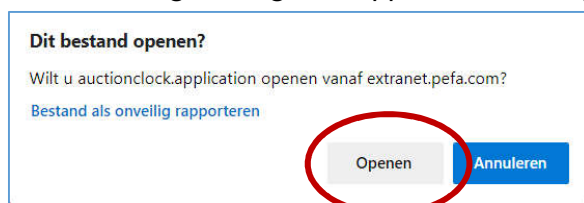
Step 7: Surf to www.pefa.com
Log in with username and password

Your username is the same as your emailaddress. You can reset your password with the following link: <https://extranet.pefa.com/Registration/PasswordResetRequest.aspx>

Step 8: After you logged in you can start the clock. Please use the icon on the left bottom of the menu:



Step 9: The following message will appear. You can open this file.



Step 10: The Pefa Auction clock will start.